


Product data sheet

Specifications



rack, Modicon X80, 8 slots, Ethernet backplane



BMEXBP0800

Main

Range Of Product	Modicon X80
Accessory / Separate Part Type	Rack

Complementary

Number Of Slots	8 bus X + Ethernet
Product Compatibility	I/O module BMX processor Specific application module BMXCPS power supply BME processor
Power Consumption In W	211 mW 3.3 V DC 3.9 W 24 V DC
Electrical Connection	1 connector (XBE) expansion module
Fixing Mode	By 4 screws 0.17...0.25 in (4.32...6.35 mm) panel By 4 M6 screws plate By clips 35 mm symmetrical DIN rail
Current Consumption	64 mA 3.3 V DC 164 mA 24 V DC
Mtbf Reliability	1297516 H
Net Weight	2.34 lb(US) (1.06 kg)

Environment

Ip Degree Of Protection	IP20
Ambient Air Temperature For Operation	32...140 °F (0...60 °C)
Relative Humidity	5...95 % without condensation
Directives	2014/35/EU - low voltage directive 2014/30/EU - electromagnetic compatibility

Packing Units

Unit Type Of Package 1	PCE
Number Of Units In Package 1	1
Package 1 Height	2.68 in (6.800 cm)
Package 1 Width	6.10 in (15.500 cm)
Package 1 Length	18.11 in (46.000 cm)
Package 1 Weight	2.28 lb(US) (1.032 kg)
Unit Type Of Package 2	S04

Number Of Units In Package 2	9
Package 2 Height	11.81 in (30.000 cm)
Package 2 Width	15.75 in (40.000 cm)
Package 2 Length	23.62 in (60.000 cm)
Package 2 Weight	22.49 lb(US) (10.200 kg)
Unit Type Of Package 3	P06
Number Of Units In Package 3	36
Package 3 Height	29.53 in (75.000 cm)
Package 3 Width	23.62 in (60.000 cm)
Package 3 Length	31.50 in (80.000 cm)
Package 3 Weight	116.85 lb(US) (53.000 kg)

Sustainability

Green Premium™ label is Schneider Electric's commitment to delivering products with best-in-class environmental performance. Green Premium promises compliance with the latest regulations, transparency on environmental impacts, as well as circular and low-CO₂ products.

Guide to assessing product sustainability is a white paper that clarifies global eco-label standards and how to interpret environmental declarations.

[Learn more about Green Premium >](#)

[Guide to assess a product's sustainability >](#)



Transparency RoHS/REACH

Well-being performance

Mercury Free

RoHS Exemption Information Yes

Certifications & Standards

Reach Regulation [REACH Declaration](#)

Eu RoHS Directive Pro-active compliance (Product out of EU RoHS legal scope)

China RoHS Regulation [China RoHS declaration](#)

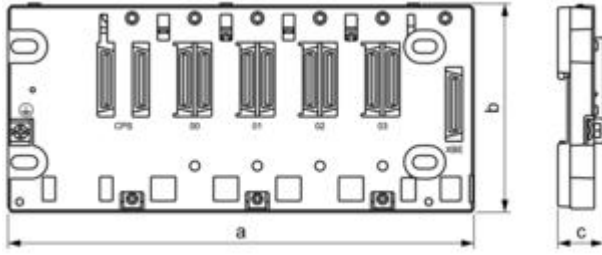
Environmental Disclosure [Product Environmental Profile](#)

Weee The product must be disposed on European Union markets following specific waste collection and never end up in rubbish bins

Circularity Profile [End of Life Information](#)

Dimensions Drawings

Dimensions



Dimensions in mm

a		b	c
Empty Rack	Rack With Extender Module Mounted		
372.8	373.98	105.11	19
		NOTE: Overall height is 134.6 with a CPU mounted.	

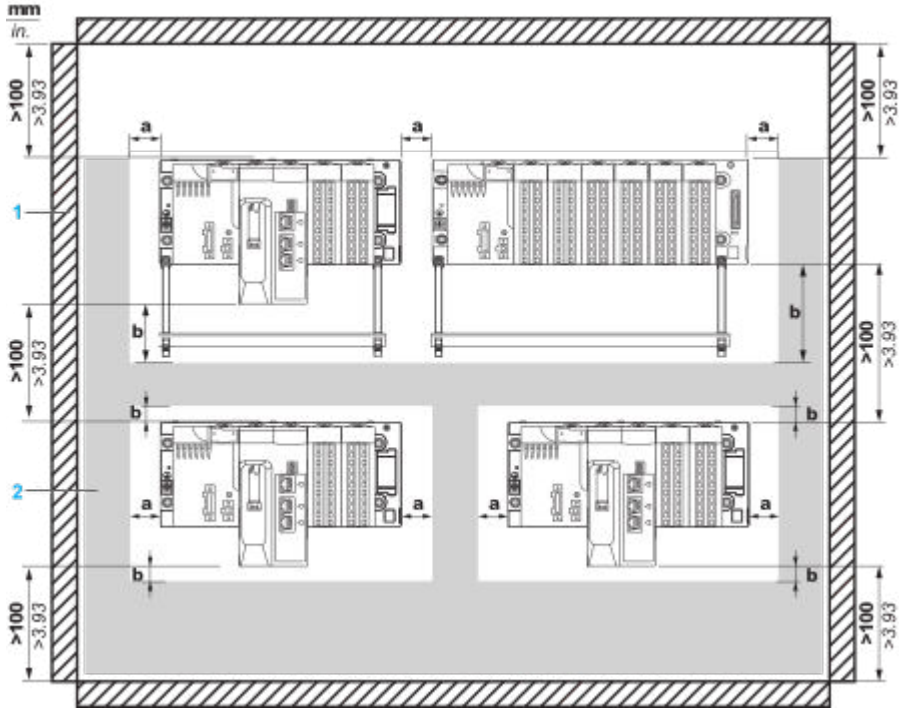
Dimensions in in.

a		b	c
Empty Rack	Rack With Extender Module Mounted		
14.68	14.72	4.14	0.75
		NOTE: Overall height is 5.30 with a CPU mounted.	

Mounting and Clearance

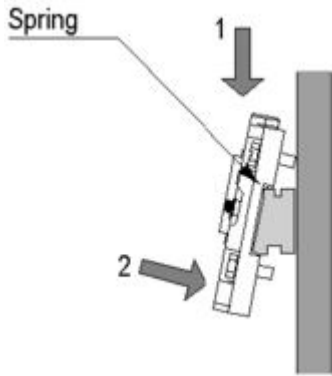
Minimum Clearance

Minimum Clearance of a typical installation in a cabinet with ducts

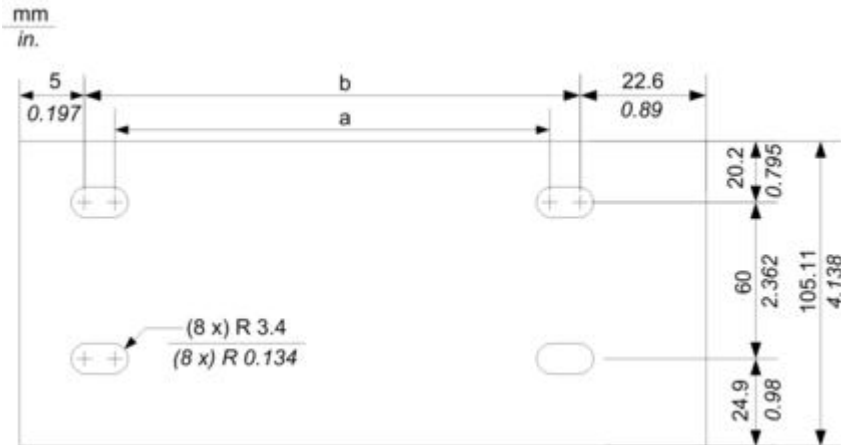


- a Side clearance: > 40 mm (1.57 in.)
- b Top and bottom clearance with surrounding objects: > 20 mm (0.79 in.)
- 1 Installation or casing
- 2 Wiring duct or tray

Mounting a Rack on a DIN rail



Mounting and Fastening the Rack on Panels



NOTE: You can use M4, M5, M6, or UNC #6 screws in the fastening holes.

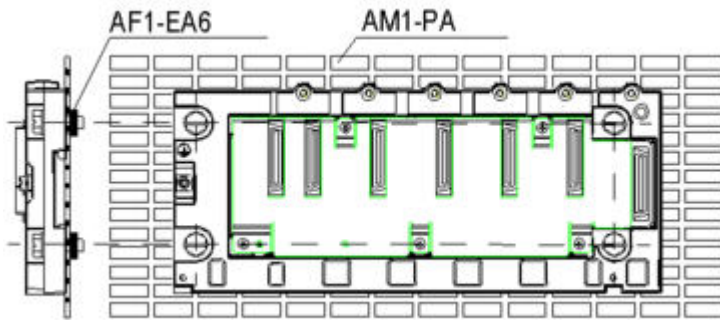
Dimensions in mm

a	b
332.5	345.2

Dimensions in in.

a	b
13.09	13.59

Mounting on Telequick Grid AM1-PA and AM3-PA Mounting Grids



Fasten the rack with four M4, M5, M6 or UNC #6 screws