

# Product data sheet

Specifications



discrete output module, Modicon X80, 16 NO relay outputs, 24 to 240V AC, 24 to 48V DC

BMXDRA1605

## Main

Range Of Product	Modicon X80
Product Or Component Type	Discrete output module
Discrete Output Number	16 EN/IEC 61131-2
Discrete Output Type	Relay
Discrete Output Voltage	24...48 V 19...60 V DC 24...240 V 19...264 V AC

## Complementary

[I <sub>th</sub> ] Conventional Free Air Thermal Current	2 A
Insulation Resistance	> 10 MOhm 500 V DC
Power Dissipation In W	3 W
Response Time On Output	< 8 ms activation < 10 ms deactivation
Typical Current Consumption	100 mA 3.3 V DC 95 mA 24 V DC
Mtbf Reliability	2100000 H
Output Overload Protection	Use 1 fast blow fuse per channel or group of channel
Output Overvoltage Protection	Use discharge diode on each output DC Use RC circuit on each output AC Use ZNO surge limiter on each output AC
Output Short-Circuit Protection	Use 1 fast blow fuse per channel or group of channel
Minimum Switching Current	1 mA 5 V DC

Disclaimer: This documentation is not intended as a substitute for and is not to be used for determining suitability or reliability of these products for specific user applications

<b>Electrical Durability</b>	AC-15 100000 cycles 240 VA 200 V 0.7) AC-15 100000 cycles 120 VA 200 V 0.35) AC-12 100000 cycles 200 VA 100 V AC-12 100000 cycles 80 VA 48 V AC-12 100000 cycles 50 VA 24 V AC-15 100000 cycles 120 VA 100 V AC-15 100000 cycles 120 VA 24 V AC-15 100000 cycles 120 VA 48 V DC-12 100000 cycles 24 W 24 V DC-13 100000 cycles 10 W 24 V DC-13 100000 cycles 10 W 48 V AC-15 300000 cycles 72 VA 200 V 0.7) AC-15 300000 cycles 36 VA 200 V 0.35) AC-12 300000 cycles 200 VA 200 V AC-12 300000 cycles 80 VA 100 V AC-12 300000 cycles 50 VA 48 V AC-15 300000 cycles 36 VA 100 V AC-15 300000 cycles 72 VA 100 V AC-15 300000 cycles 36 VA 48 V AC-15 300000 cycles 72 VA 48 V AC-15 300000 cycles 36 VA 24 V AC-15 300000 cycles 72 VA 24 V DC-13 300000 cycles 3 W 24 V DC-13 300000 cycles 3 W 48 V DC-13 7000 cycles 24 W 24 V DC-13 7000 cycles 24 W 48 V DC-12 50000 cycles 24 W 48 V
<b>Status Led</b>	1 LED (green) RUN 1 LED per channel (green) channel diagnostic 1 LED (red) ERR 1 LED (red) I/O
<b>Net Weight</b>	0.33 lb(US) (0.15 kg)

## Environment

<b>Ip Degree Of Protection</b>	IP20
<b>Dielectric Strength</b>	2000 V AC 50/60 Hz 1 min
<b>Vibration Resistance</b>	3 gn
<b>Shock Resistance</b>	30 gn
<b>Ambient Air Temperature For Storage</b>	-40...185 °F (-40...85 °C)
<b>Ambient Air Temperature For Operation</b>	32...140 °F (0...60 °C)
<b>Relative Humidity</b>	5...95 % 131 °F (55 °C) without condensation
<b>Operating Altitude</b>	0..2000 m 2000...5000 m with derating factor

## Packing Units

<b>Unit Type Of Package 1</b>	PCE
<b>Number Of Units In Package 1</b>	1
<b>Package 1 Height</b>	2.09 in (5.300 cm)
<b>Package 1 Width</b>	4.33 in (11.000 cm)
<b>Package 1 Length</b>	4.53 in (11.500 cm)
<b>Package 1 Weight</b>	6.31 oz (179.000 g)
<b>Unit Type Of Package 2</b>	S02
<b>Number Of Units In Package 2</b>	15
<b>Package 2 Height</b>	5.91 in (15.000 cm)
<b>Package 2 Width</b>	11.81 in (30.000 cm)
<b>Package 2 Length</b>	15.75 in (40.000 cm)

---

Package 2 Weight

6.53 lb(US) (2.960 kg)

## Contractual warranty

---

Warranty

18 months

## Sustainability


**Green Premium™ label** is Schneider Electric's commitment to delivering products with best-in-class environmental performance. Green Premium promises compliance with the latest regulations, transparency on environmental impacts, as well as circular and low-CO<sub>2</sub> products.


**Guide to assessing product sustainability** is a white paper that clarifies global eco-label standards and how to interpret environmental declarations.

[Learn more about Green Premium >](#)

[Guide to assess a product's sustainability >](#)

## Well-being performance

 Mercury Free

 Rohs Exemption Information [Yes](#)

**Reach Regulation** [REACH Declaration](#)

**Eu Rohs Directive** Pro-active compliance (Product out of EU RoHS legal scope)

**China Rohs Regulation** [China RoHS declaration](#)

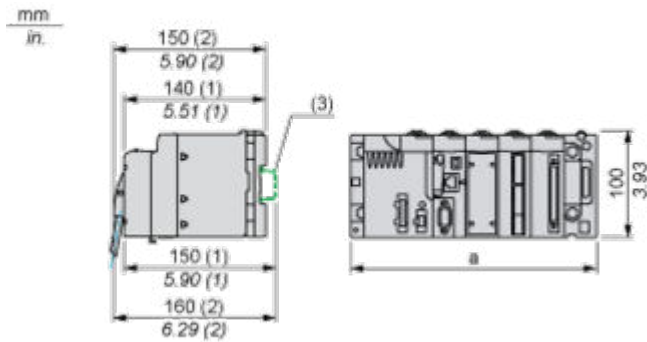
**Weee** The product must be disposed on European Union markets following specific waste collection and never end up in rubbish bins

Dimensions Drawings

Modules Mounted on Racks

---

Dimensions



(1) With removable terminal block (cage, screw or spring).

(2) With FCN connector.

(3) On AM1 ED rail: 35 mm wide, 15 mm deep. Only possible with BMXXBP0400/0400H/0600/0600H/0800/0800H rack.

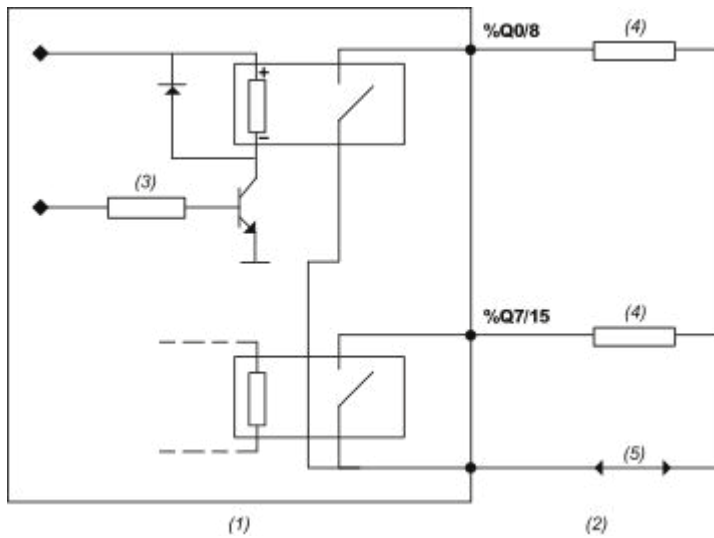
Rack references	a in mm	a in in.
BMXXBP0400 and BMXXBP0400H	242.4	09.54
BMXXBP0600 and BMXXBP0600H	307.6	12.11
BMXXBP0800 and BMXXBP0800H	372.8	14.68
BMXXBP1200 and BMXXBP1200H	503.2	19.81

Connections and Schema

Connecting the Module

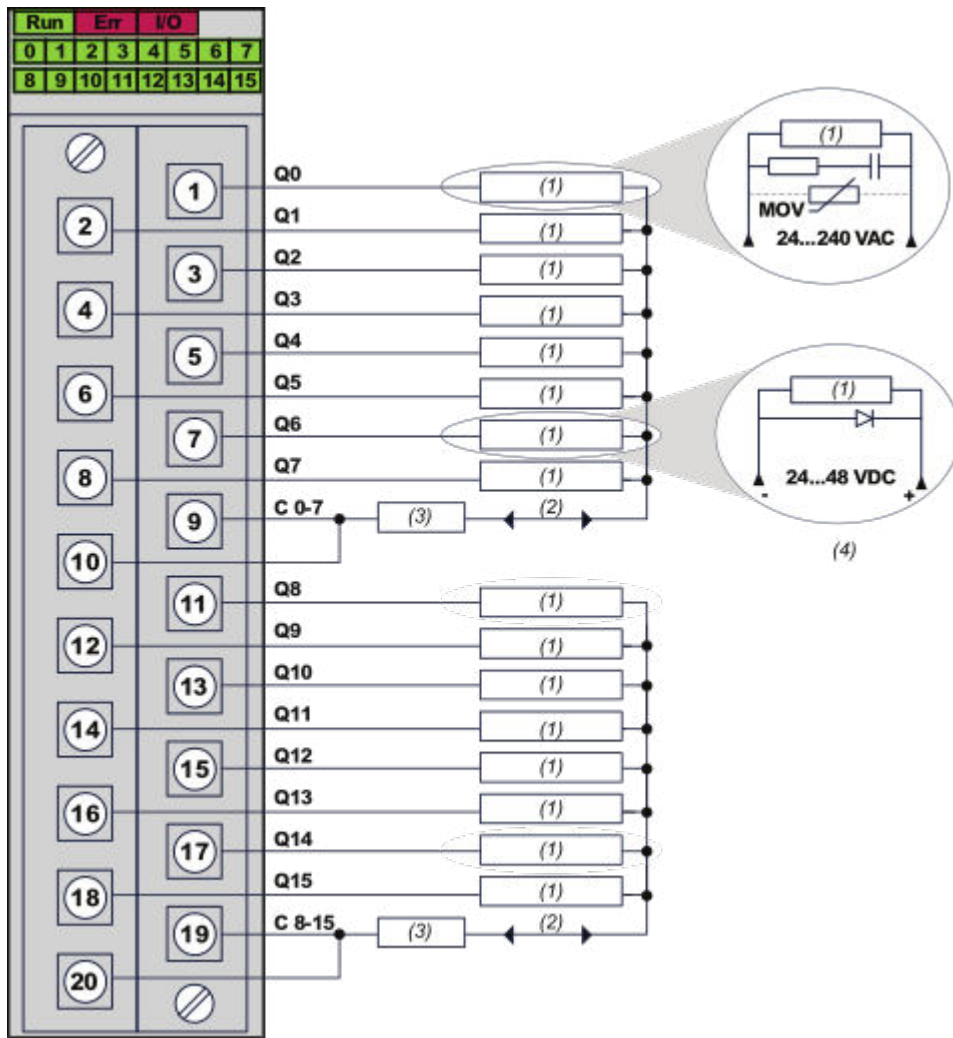
---

Output Circuit Diagram



- (1) Module
- (2) Output
- (3) Command
- (4) Pre-actuator
- (5) Power supply

Module Connection



- (1) Pre-actuator
- (2) Power supply : 24...48 VDC or 24...240 VAC
- (3) Fuse : 1 fast blow fuse of 12 A for each 8-channel group
- (4) We recommend installing this type of protection on the terminals of each pre-actuator