

Product data sheet

Specifications



remote receiver module, Modicon TM3

TM3XREC1

Main

Range Of Product	Modicon TM3
Product Or Component Type	Remote receiver module
Range Compatibility	Modicon M221 Modicon M251 Modicon M241 Modicon M262
[Us] Rated Supply Voltage	24 V DC external supply - 15...20 %)

Complementary

Maximum Number Of I/O Expansion Module	7
Power Supply Output Current	560 mA 5 V expansion bus 560 mA 24 V expansion bus
Current Consumption	40 mA 24 V DC via bus connector
Maximum Power Dissipation In W	1 W
Cable Distance Between Devices	0.02...0.20 in (0.5...5 mm) extension cable 2 RJ45 between receiver and transmitter
Local Signalling	Power supply 1 LED green) Link status 1 LED green)
Electrical Connection	RJ45 connector for connecting the bus transmitter removable screw terminal block, 3 for connecting the 24 V DC power supply
Marking	CE
Resistance To Electrostatic Discharge	8 kV in air IEC 61000-4-2 6 kV on contact IEC 61000-4-2
Resistance To Electromagnetic Fields	9.14 V/yd (10 V/m) 80 MHz...1 GHz IEC 61000-4-3 2.74 V/yd (3 V/m) 1.4 GHz...2 GHz IEC 61000-4-3 0.91 V/yd (1 V/m) 2...2.7 GHz IEC 61000-4-3
Resistance To Conducted Disturbances	10 V 0.15...80 MHz IEC 61000-4-6 3 V spot frequency (2, 3, 4, 6.2, 8.2, 12.6, 16.5, 18.8, 22, 25 MHz) Marine specification (LR, ABS, DNV, GL)
Electromagnetic Emission	Radiated emissions 40 dB μ V/m QP class A 10 m)30...230 MHz IEC 55011 Radiated emissions 47 dB μ V/m QP class A 10 m)230...1000 MHz IEC 55011
Mounting Support	Top hat type TH35-15 rail IEC 60715 Top hat type TH35-7.5 rail IEC 60715 plate or panel with fixing kit
Height	3.54 in (90 mm)
Depth	2.89 in (73.3 mm)
Width	0.93 in (23.65 mm)
Net Weight	0.17 lb(US) (0.075 kg)

Environment

Standards	Class I Division 2 Groups A/B/C/D CSA C22.2 No 213 Class I Division 2 Groups A/B/C UL 1604 CSA C22.2 No 142 IEC 61131-2 UL 508
Product Certifications	Merchant Navy GOST C-Tick CSA HazLoc CE UKCA RCM EAC cULus
Ambient Air Temperature For Operation	14...131 °F (-10...55 °C) horizontal installation) 14...122 °F (-10...50 °C) vertical installation)
Ambient Air Temperature For Storage	-40...158 °F (-40...70 °C)
Relative Humidity	5...95 % without condensation
Ip Degree Of Protection	IP20 with protective cover in place
Pollution Degree	2
Operating Altitude	0...2000 m
Storage Altitude	0.00...9842.52 ft (0...3000 m)
Vibration Resistance	3.5 mm 5...8.4 Hz DIN rail 3 gn 8.4...150 Hz DIN rail 3.5 mm 5...8.4 Hz panel 3 gn 8.4...150 Hz panel
Shock Resistance	15 gn 11 ms

Packing Units

Unit Type Of Package 1	PCE
Number Of Units In Package 1	1
Package 1 Height	2.92 in (7.414 cm)
Package 1 Width	4.13 in (10.483 cm)
Package 1 Length	4.96 in (12.587 cm)
Package 1 Weight	5.64 oz (160.0 g)
Unit Type Of Package 2	S03
Number Of Units In Package 2	18
Package 2 Height	11.81 in (30 cm)
Package 2 Width	11.81 in (30 cm)
Package 2 Length	15.75 in (40 cm)
Package 2 Weight	8.00 lb(US) (3.631 kg)
Unit Type Of Package 3	P12
Number Of Units In Package 3	144
Package 3 Height	29.53 in (75 cm)
Package 3 Width	23.62 in (60 cm)
Package 3 Length	31.50 in (80 cm)
Package 3 Weight	88.18 lb(US) (40 kg)

Sustainability

Green Premium™ label is Schneider Electric's commitment to delivering products with best-in-class environmental performance. Green Premium promises compliance with the latest regulations, transparency on environmental impacts, as well as circular and low-CO₂ products.

Guide to assessing product sustainability is a white paper that clarifies global eco-label standards and how to interpret environmental declarations.

[Learn more about Green Premium >](#)

[Guide to assess a product's sustainability >](#)



Transparency RoHS/REACH

Well-being performance

Mercury Free

Rohs Exemption Information Yes

Pvc Free

Certifications & Standards

Reach Regulation

[REACH Declaration](#)

Eu Rohs Directive

Pro-active compliance (Product out of EU RoHS legal scope)

China Rohs Regulation

[China RoHS declaration](#)

Environmental Disclosure

[Product Environmental Profile](#)

Weee

The product must be disposed on European Union markets following specific waste collection and never end up in rubbish bins

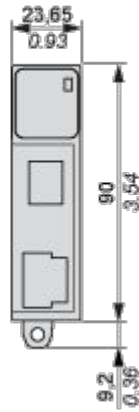
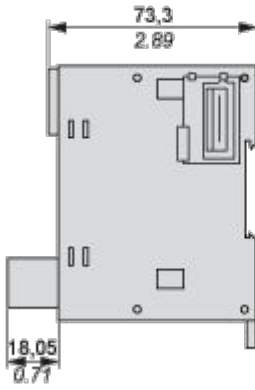
Circularity Profile

[End of Life Information](#)

Dimensions Drawings

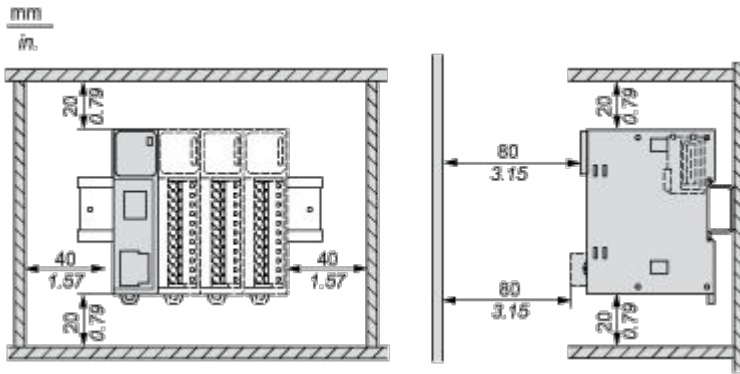
Dimensions

mm
in.

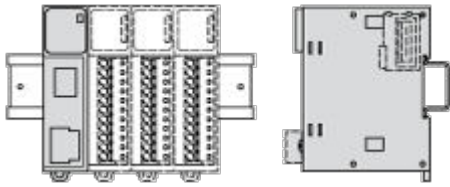


Mounting and Clearance


Spacing Requirements



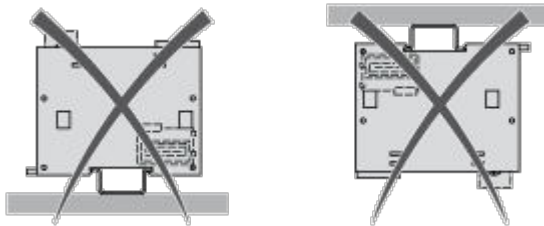
Mounting on a Rail



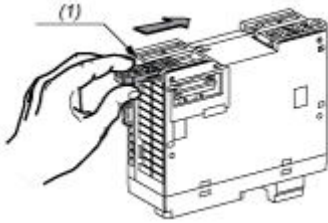
Vertical Mounting



Incorrect Mounting



Mounting on a Panel Surface



- (1) Install a mounting strip

Mounting Hole Layout

